

—Dr. Seuss





I'll join the high fliers who soar to high heights.

Connect the dots to create your own balloon, then color it in!



Dr. Seuss
RANDOM HOUSE
CHILDREN'S BOOKS

Wherever you fly, you'll be best of the best.
Wherever you go, you will top all the rest.

—Dr. Seuss

I know what I know!

I know a lot about:
(Circle all the ones you know something about.)

animals

art

books

dancing

dinosaurs

Dr. Seuss

games

math

movies

music

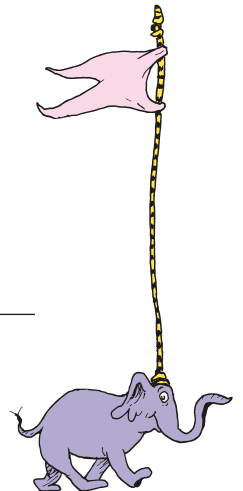


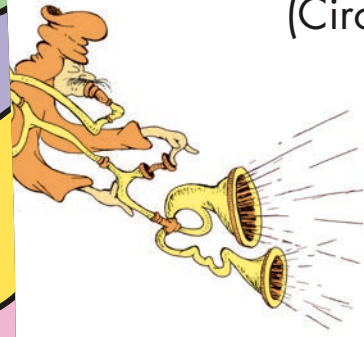
sports

toys

and

And when things start to happen,
don't worry. Don't stew.
Just go right along.
You'll start happening too.

—Dr. Seuss



Make Your Own Graduation Cap!

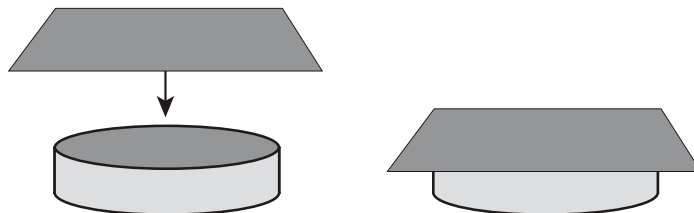
It's time to celebrate **YOU!** With an adult's help, follow the instructions below to make and decorate your own graduation cap.

Materials you need:

Two Sheets of Construction Paper
Safety Scissors
Tape or Glue

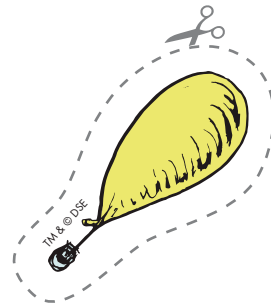
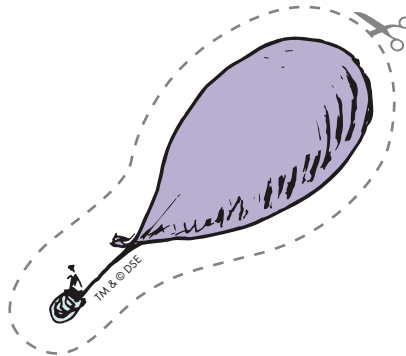
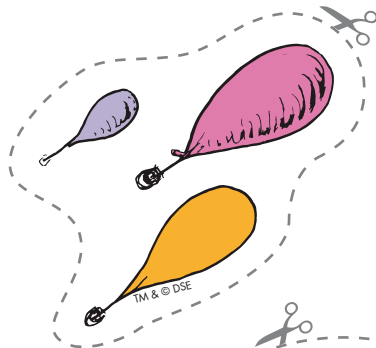
Instructions:

1. Take one sheet of construction paper and, with an adult's help, cut it in half lengthwise. You now have two strips of paper that will help to make the base of your graduation cap (aka the part that will go around your head!).
2. Glue or tape the two strips of paper together at the ends to form one long strip. Fold this new, extra-long strip of paper in half, lengthwise, to form a skinnier long strip. This will help to make the base of your cap extra strong.
3. Next, take the strip and fit it around your head. Once you mark the right spot, glue or tape the ends together to form a circle. Now you have the base of your cap!
4. Take the second sheet of paper and cut off a bit of one end along the short side so that the sheet of paper forms a square instead of a rectangle. This the top of your cap!
5. Cut out the images below and tape or glue them to one side of the top of your cap. You can also draw and add your own decorations for a personal touch!
6. Last, glue or tape the top of your cap to the base. Now your cap is finished!



Make Your Own Graduation Cap! (continued)

Class of 2020



98 and $\frac{3}{4}$
percent
guaranteed
to succeed!

TM & © DSE


"You have brains in your head,
you have feet in your shoes.
You can steer yourself
any direction you choose."

TM & © DSE




Oh,
the Places
I'll Go!

TM & © DSE



Oh, the Places I'll Go!



Class of 2020

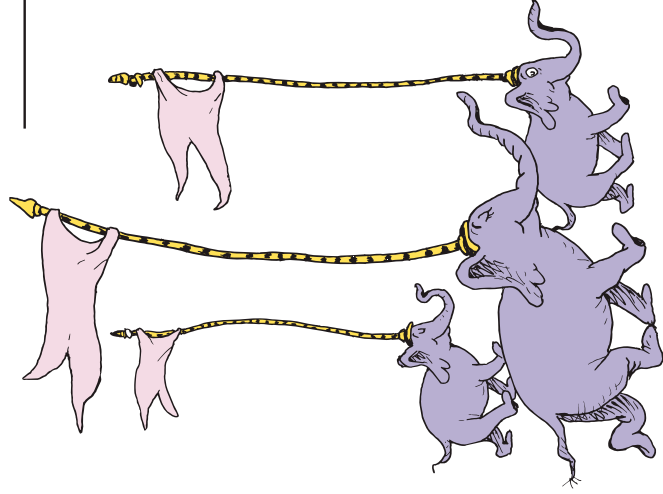
This diploma is presented to

Name

for graduating

Signed

Date



**“Today is your day!
Your mountain is waiting.
So . . . get on your way!”
—Dr. Seuss**

